Multiple District 118

As of October 2026 Cumulative

Year	New Clubs	Dropped Clubs	Gain/ Loss Clubs	New Members	Charter Members	Reinstate Members	Transfer Members	Total Member Added	Total Members Dropped	Gain/ Loss Members
2022-2023	2	8	-6	485	103	41	50	679	952	-273
2023-2024	14	10	4	732	373	23	66	1,194	887	307
2024-2025	12	10	2	879	371	88	68	1,406	1,245	161
2025-2026	14	15	-1	715	339	91	79	1,224	1,320	-96
2026-2027	3	4	-1	122	70	13	31	236	258	-22
Average	**9**	**9**	**0**	**587**	**251**	**51**	**59**	**948**	**932**	**15**

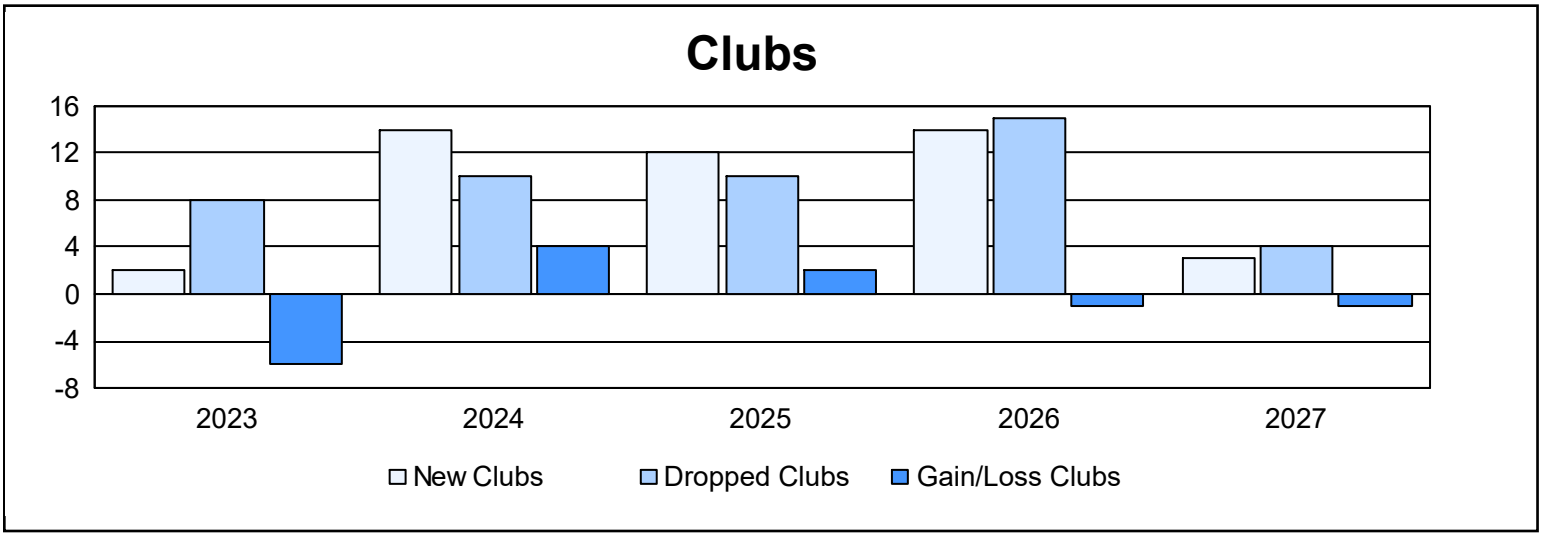

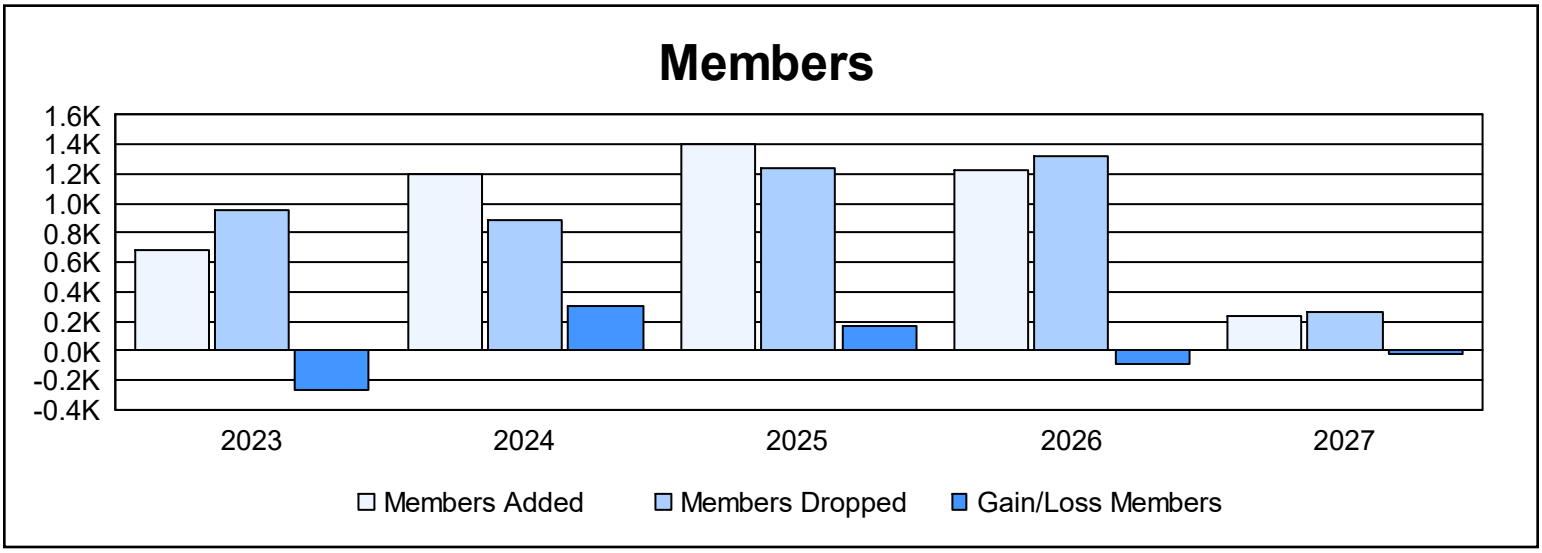

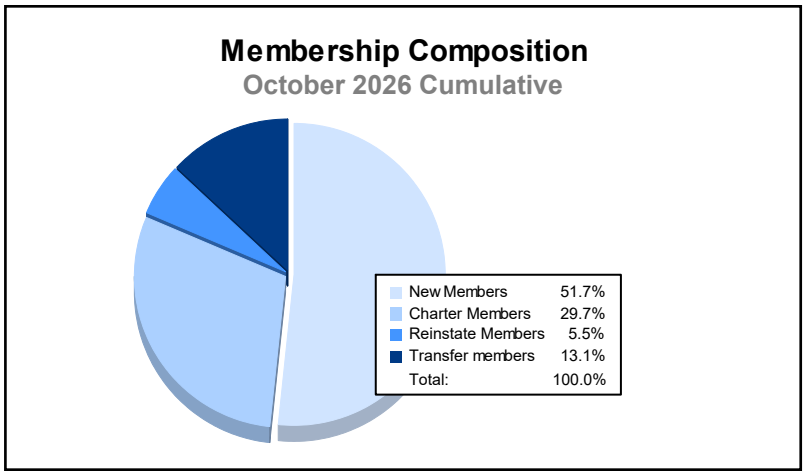
Membership Composition
October 2026 Cumulative
New Members 51.7%
Charter Members 29.7%
Reinstate Members 5.5%
Transfer members 13.1%
Total: 100.0%

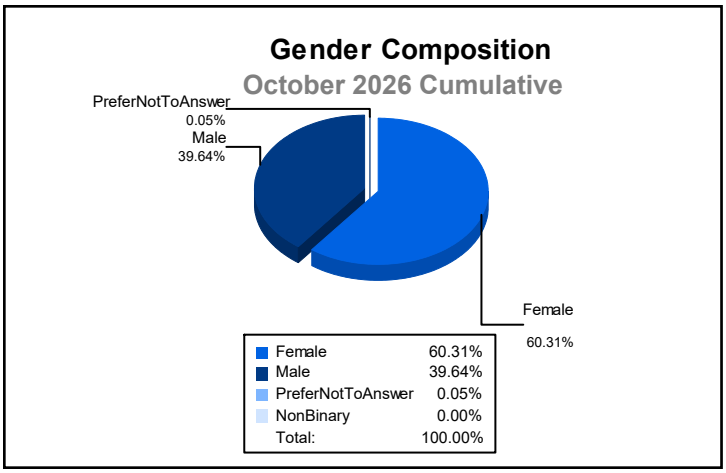
Gender Composition
October 2026 Cumulative
PreferNotToAnswer
0.05%
Male
39.64%
Female
60.31%
Female 60.31%
Male 39.64%
PreferNotToAnswer 0.05%
NonBinary 0.00%
Total: 100.00%